

LET'S LEARN



1

1 오늘 공부할 소리와 단어를 잘 듣고, 큰 소리로 따라 말해 보세요.

sk

skate



skin

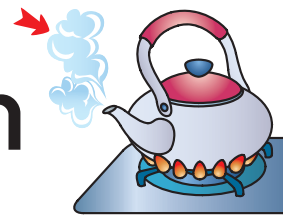


st

stone



steam



sp

spell



spin



sn

snake



snail










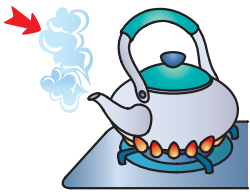


2

1 잘 듣고, 들려주는 순서대로 빈칸에 번호를 써 보세요.

1


2


3

2 잘 듣고, 알맞은 것을 찾아 선으로 연결하세요.


1



2



3



4



☆



DO IT YOURSELF

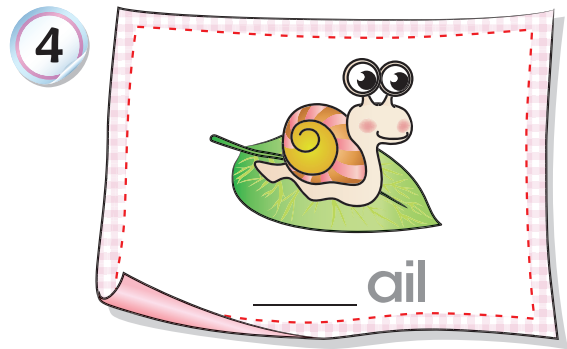
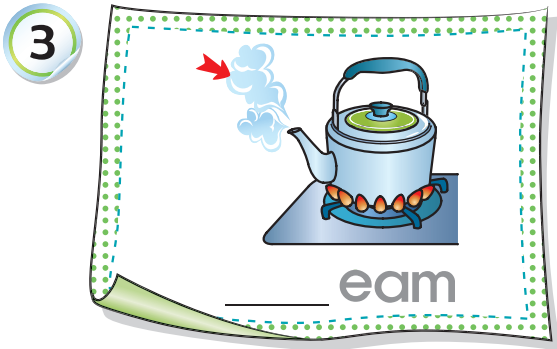
1 그림에 알맞은 것을 찾아 빈칸에 써 보세요.

sp


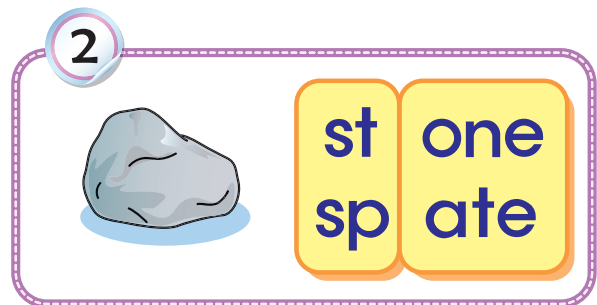
sn

st


sk



2 그림에 알맞은 것을 찾아 동그라미 한 뒤, 단어를 말해 보세요.




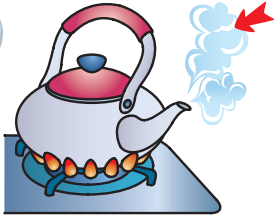
3 그림에 해당하는 단어를 찾아 동그라미 하고, 단어를 써 보세요.

1  **snail**
snake
smell


2  **step**
spin
skin


3  **stake**
skate
spell

4  **skin**
stove
stone

5  **skate**
speak
steam

6  **spill**
smell
spell

7  **skin**
spin
sky

8  **snail**
snow
snake



LET'S LEARN



WID2

1

1 오늘 공부할 소리와 단어를 잘 듣고, 큰 소리로 따라 말해 보세요.

br

bride

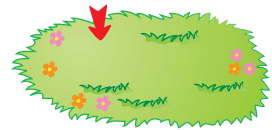


bread



gr

grass



gray




dr

drum



dress




tr

tree




train



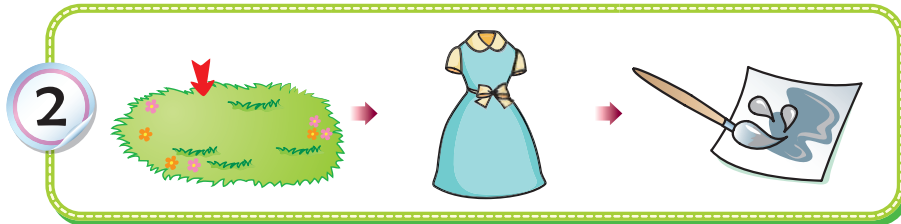


2

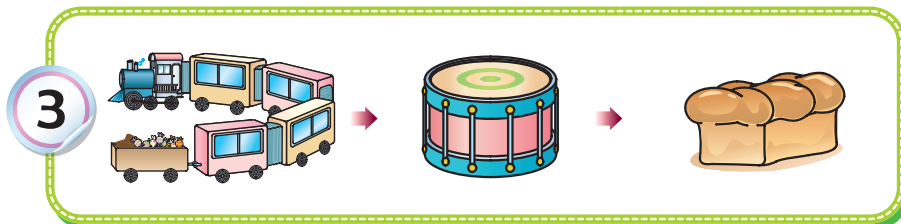
1 잘 듣고, 순서에 맞게 짝지어진 것을 찾아 동그라미 하세요.



a b



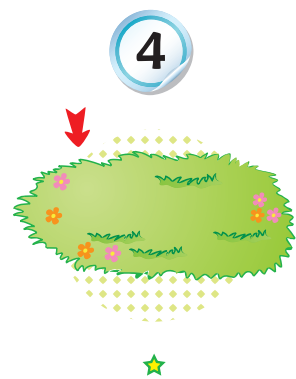
a b



a b





3

2 잘 듣고, 알맞은 것을 찾아 선으로 연결하세요.



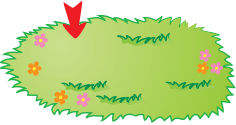
DO IT YOURSELF

1 그림에 알맞은 것을 찾아 쓰고, 단어를 다시 써 보세요.

	br	gr	dr	tr
	<input type="text"/>	+	ee	→ <input type="text"/>
	<input type="text"/>	+	ay	→ <input type="text"/>
	<input type="text"/>	+	ead	→ <input type="text"/>
	<input type="text"/>	+	ess	→ <input type="text"/>


2 그림에 알맞은 것을 찾아 동그라미 한 뒤, 단어를 말해 보세요.

1




gr	ass
tr	ay

2



br	um
dr	ee

3




dr	ain
tr	ive

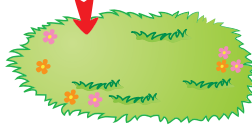
4




gr	ive
br	ide


3 그림에 해당하는 단어를 찾아 동그라미 하고, 단어를 써 보세요.


1  **bride**
drive
pride


2  **grade**
grass
gray

3  **dry**
drum
dress

4  **train**
tree
crane

5  **train**
grain
bread

6  **tree**
free
tray

7  **gray**
cry
pray

8  **dress**
grass
bride

LET'S LEARN



W1D3

1

1 오늘 공부할 소리와 단어를 잘 듣고, 큰 소리로 따라 말해 보세요.

cl

clap




clay




fl

flag




flea

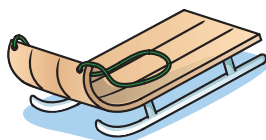


sl

slide

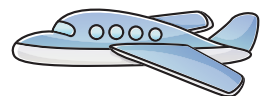


sled




pl

plane




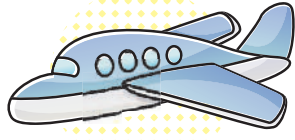






plum





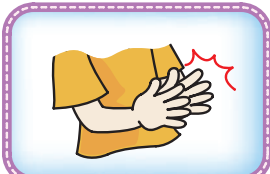



















2

1 잘 듣고, 알맞은 것을 찾아 선으로 연결하세요.

1	2	3	4
			
★	★	★	★
★	★	★	★
			

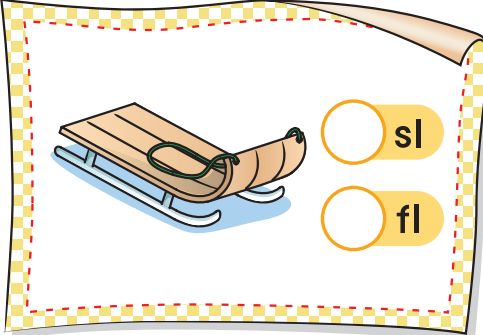
3

2 잘 듣고, 알맞은 것을 찾아 동그라미에 색칠하세요.

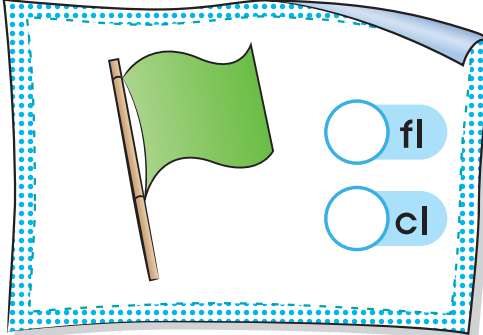
1		___ap				
2		___ea				
3		___ide				
4		___um				

DO IT YOURSELF

1 그림에 알맞은 것을 찾아 ✓표하고, 단어를 완성하세요.

1  sl
 fl

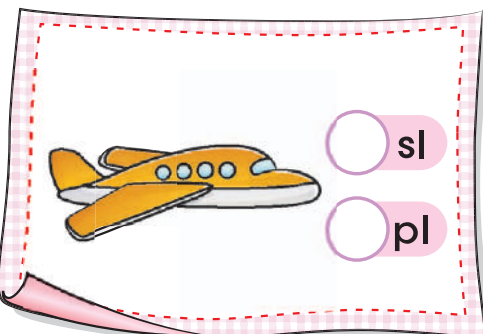
_____ ed

2  fl
 cl

_____ ag


3  cl
 pl


_____ ay

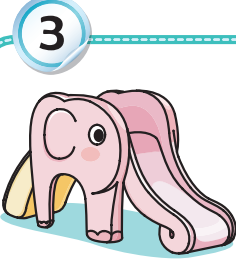
4  sl
 pl


_____ ane

2 그림에 알맞은 것을 찾아 동그라미 한 뒤, 단어를 말해 보세요.


1  fl ea
 cl ag


2  cl ed
 sl ap


3  sl ain
 pl ide

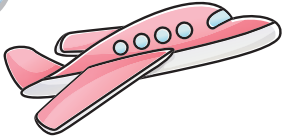
4  pl um
 fl ed


3 그림에 해당하는 단어를 찾아 동그라미 하고, 단어를 써 보세요.


1  plum
plan
flea


2  flag
clap
fly

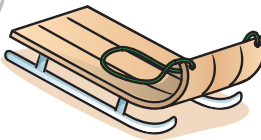
3  clap
clay
clam

4  flame
plane
plum

5  plan
slam
slide

6  plug
flea
plane

7  clap
flag
clip

8  slide
sled
slam

4. Let's Review

CHECK UP

W1D4

1

1 잘 듣고, 들려주는 단어를 찾아 그림에 동그라미 하세요.

1. st 2. sp 3. tr 4. br 5. pl 6. fl



2 잘 듣고, 큰 소리로 따라 읽은 후 빈칸에 알맞은 단어를 써 보세요.



Can I help you?

Yes, I am looking for a **drum**.



Can I help you?

Yes, I am looking for a **dress**.



Can I help you?

Yes, I am looking for a **sled**.

1

I am looking for a _____.

2

I am looking for a _____.

3

I am looking for a _____.




Let's chant!

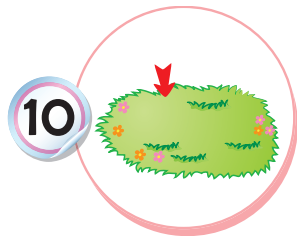
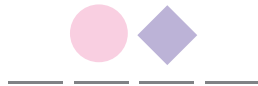
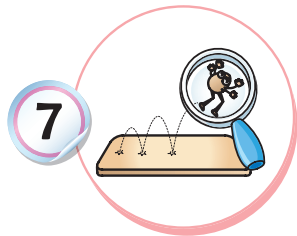
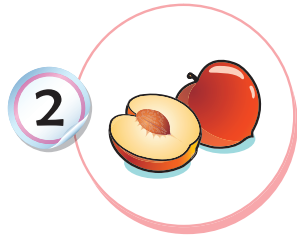
LET'S WRITE

1 문장을 큰 소리로 읽고, 아래 그림에 해당하는 문장의 번호를 빈칸에 써 보세요.

- ① Can I help you?
- ② Snail is looking for a plane and plum.
- ③ Snake is looking for a sled and slide.
- ④ Bride is looking for a dress and bread.
- ⑤ They are looking for a train!



2 그림을 보고 단어를 써 넣은 뒤, 모양 힌트를 사용하여 아래 퀴즈를 풀어 보세요.



Quiz 소리 없이 빙글 웃는 것을 의미하는 영어 단어는?



LET'S LEARN



WID5

1

1 오늘 공부할 소리와 단어를 잘 듣고, 큰 소리로 따라 말해 보세요.

sh

shop



sheep



ship



shell

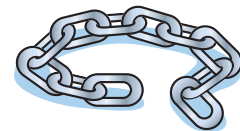


ch


chin



chain



chess



chase













2

1 잘 듣고, 들려주는 순서대로 빈칸에 번호를 써 보세요.

1

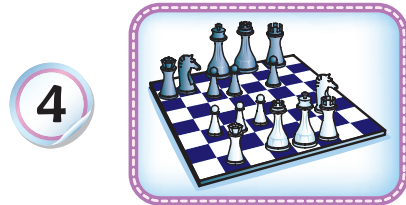







2

3




2 잘 듣고, 알맞은 것을 찾아 선으로 연결하세요.



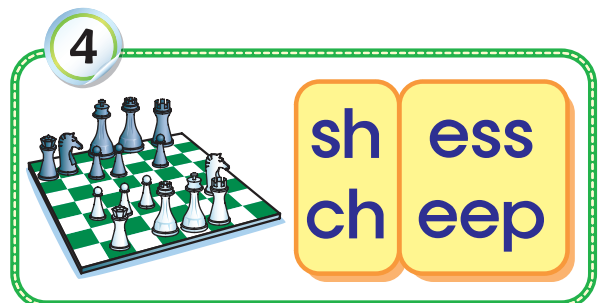
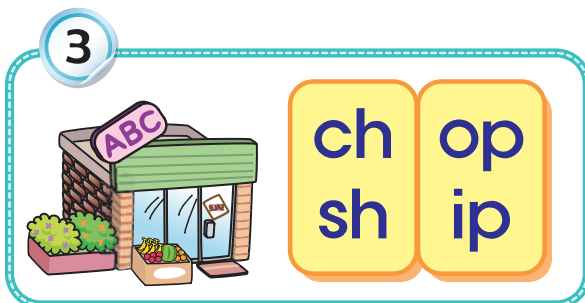


DO IT YOURSELF

1 그림에 알맞은 것을 찾아 빈칸에 써 보세요.

sh ch




2 그림에 알맞은 것을 찾아 동그라미 한 뒤, 단어를 말해 보세요.





3 그림에 해당하는 단어를 찾아 동그라미 하고, 단어를 써 보세요.


1  shell
shelf
ship


2  chop
shop
chip

3  chin
chip
ship

4  shell
ship
shake

5  sheep
cheap
chess

6  chain
chat
chest

7  chase
shelf
shape

8  cheap
sheep
ship



LET'S LEARN



W2D1

1

1 오늘 공부할 소리와 단어를 잘 듣고, 큰 소리로 따라 말해 보세요.

th

thin



thick



three




throw



wh

whip




white



whale



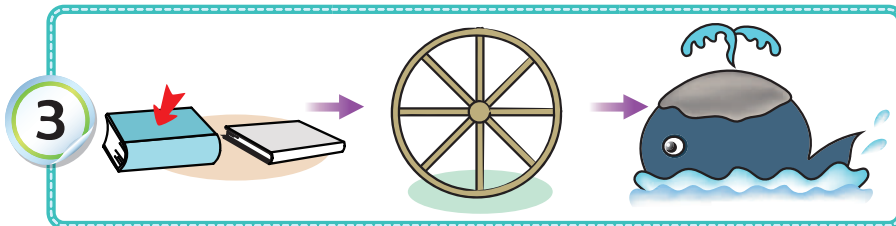
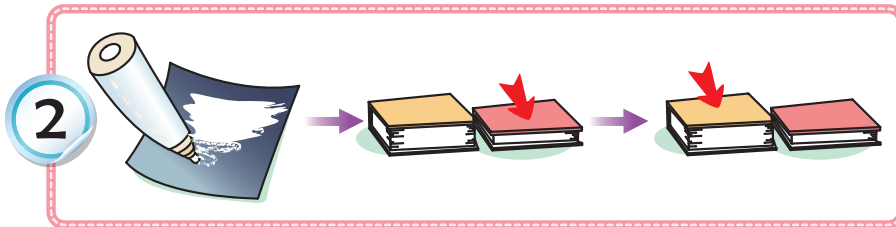

wheel





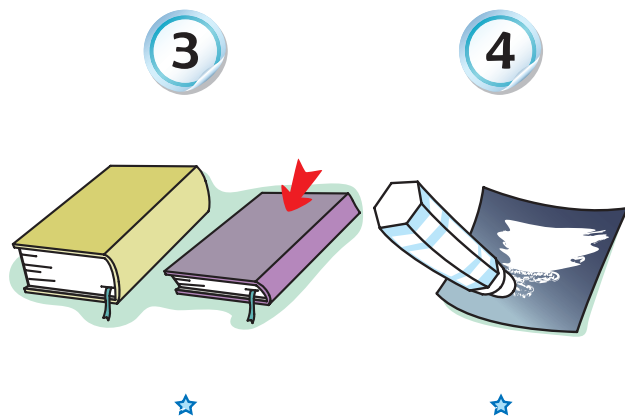
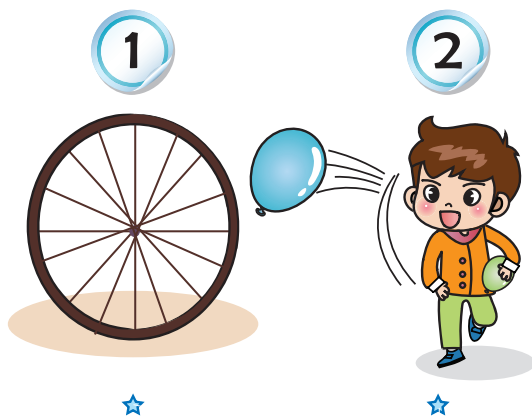
2

1 잘 듣고, 순서에 맞게 짝지어진 것을 찾아 동그라미 하세요.




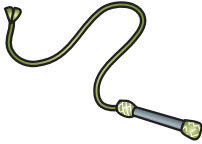

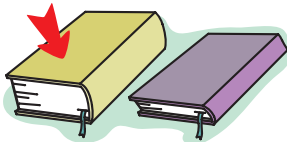
3

2 잘 듣고, 알맞은 것을 찾아 선으로 연결하세요.







DO IT YOURSELF

1 알맞은 것을 찾아 쓰고, 단어를 다시 써 보세요.

	th	wh
1 	<input type="radio"/>	ree → <input type="text"/>
2 	<input type="radio"/>	ip → <input type="text"/>
3 	<input type="radio"/>	ale → <input type="text"/>
4 	<input type="radio"/>	ick → <input type="text"/>

2 그림에 알맞은 것을 찾아 동그라미 한 뒤, 단어를 말해 보세요.

1 	th row wh ree
2 	th ip wh in
3 	wh ale th ite
4 	wh eel th ick

3 그림에 해당하는 단어를 찾아 동그라미 하고, 단어를 써 보세요.

1




three
thin
thrill

2



wheel
white
whisk

3



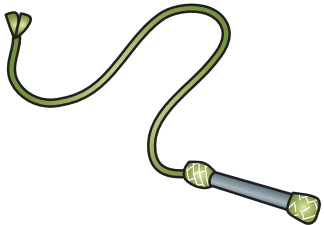
white
whale
wheel

4



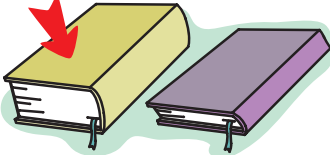
throw
thread
thin

5



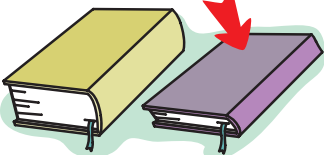
whine
whip
whale

6




thick
thin
thrill

7



thin
throw
thread

8



whale
whisk
wheel
